

# Tigers secure plucky coup over Roosters

WARREN PARTLAND

JUSTICE prevailed when Glenelg continued its late-season form burst with a thrilling three-point victory over finals-bound North Adelaide at Prospect Oval yesterday.

The Tigers had control of play for much of the game, but were almost denied by a controversial goal to the Roosters in the final term.

A set shot from Roosters' Aidan Tropiano appeared to be marked short of the goal line by Tigers' ruckman Jesse White, but it was given the all clear and enabled the home side to climb within four points.

The Tigers were also angered by the umpiring in the final term when they hung on grimly to secure their fourth successive win.

Finals is not impossible for the Tigers. It is highly unlikely, although coach Mark Stone is preparing his side as if they are headed to the major round.

"We are preparing for a finals campaign," he said. "Most likely we won't play in one, but we need to practise that."

"I feel good for the players. They are starting to see if we work together as a team and do the basics well and get the game plan right, it does not guarantee the win, but it puts you in the contest."

"The ability to carry out instructions and play to a plan is really improving."

"I feel, inch by inch, we are putting a bit of a brand and starting to become a team known for certain things, and know ourselves."



In contrast, there are worrying signs for Roosters coach Josh Carr. If they want to travel deep into the finals there must be more urgency with defensive actions and improved composure under pressure.

Less handballing at times will also help.

The Roosters struggled to combat the Tigers' defensive plans, often outnumbered when going deep into attack and making poor decisions.

The Tigers got numbers

## SCOREBOARD

|   |                |                 |           |
|---|----------------|-----------------|-----------|
|  | <b>GLENELG</b> | 2.2 5.7 7.7 8.8 | <b>56</b> |
|  | <b>NORTH</b>   | 2.1 4.2 6.3 8.5 | <b>53</b> |

### BEST

**Glenelg:** Curran, Scharenberg, White, Proud, Chalmers, Snook.  
**North:** Allmond, Wilkie, Spina, Smith, Rozee.

### GOALS

**Glenelg:** Hosie 3, T. Milera 2, Uebergang, I. Milera, Scharenberg.  
**North:** Rozee, Tropiano 2, Schwarz, Quinn, Olekalns, Ryswyk.

### UMPIRES

Bowen, Bryce, Scott.

### CROWD

1744 at Prospect Oval.

back in defence, well marshalled by Chris Curran, and then counterattacked with confidence.

Jonty Scharenberg had a huge role in providing a link for the visitors, although he had plenty of mates prepared to get their hands dirty.

The Roosters can look a million bucks when play is flowing their way. Laziness is an issue with some players, however, as well as skills when under the pump and faced with some adversity.


Carr was critical of the contested football from his side, claiming the Roosters must lift in that area.

"You want to make sure you are playing finals football and that is contested football," Carr said. "We are getting smashed at that at the moment."

"We have gone away from putting relentless pressure on for four quarters."

"We scrapped it out and gave ourselves a chance, but it was too little too late."

The biggest margin was only 18 points in the Tigers' favour late in the second quarter. But they just seemed to have the answers all day.



SHOW-OF-GRIT: Matt Uebergang from the Tigers in a ruck contest with North Adelaide's Alex Barns in yesterday's game at Prospect Oval.

Picture: AAP/MARK BRAKE

|                   | PLAYED | WINS | LOSSES | DRAWN | FOR  | AGAINST | POINTS | PERCENT |
|-------------------|--------|------|--------|-------|------|---------|--------|---------|
| NORWOOD           | 16     | 13   | 3      | 0     | 1657 | 1178    | 26     | 58.45%  |
| WOODVILLE-TORRENS | 16     | 11   | 4      | 1     | 1349 | 1056    | 23     | 56.09%  |
| STURT             | 16     | 11   | 5      | 0     | 1394 | 1129    | 22     | 55.25%  |
| NORTH ADELAIDE    | 16     | 10   | 6      | 0     | 1412 | 1262    | 20     | 52.8%   |
| SOUTH ADELAIDE    | 16     | 9    | 7      | 0     | 1328 | 1058    | 18     | 55.66%  |
| GLENELG           | 16     | 7    | 9      | 0     | 1150 | 1261    | 14     | 47.7%   |
| WEST ADELAIDE     | 16     | 7    | 9      | 0     | 1139 | 1342    | 14     | 45.91%  |
| CENTRAL DISTRICT  | 16     | 6    | 10     | 0     | 1166 | 1307    | 12     | 47.15%  |
| PORT ADELAIDE     | 16     | 4    | 11     | 1     | 1050 | 1359    | 9      | 43.59%  |
| ADELAIDE          | 16     | 1    | 15     | 0     | 1035 | 1728    | 2      | 37.46%  |